



BC Cancer Agency

CARE + RESEARCH

An agency of the Provincial Health Services Authority

CANCER CARE

Communities Oncology Network Past, Present and Future

Johanna den Duyf

Senior Director, Communities Oncology Network

Provincial Systemic Therapy Program

BC Cancer Agency

Nov 2011



BC Cancer Agency

CARE + RESEARCH

An agency of the Provincial Health Services Authority

Disclosure Slide

I have no conflict of interest to disclose.



vmo0699 www.fotosearch.com



BC Cancer Agency

CARE + RESEARCH

An agency of the Provincial Health Services Authority

Objectives:

Provide an overview of Communities
Oncology Network (CON)

Highlight past accomplishments

Describe the current landscape of CON

Identify future directions for CON program



History of Community Cancer Care

1970s

- 2 BCCA cancer centres (Vancouver, Victoria)
- Services principally focused on radiotherapy
- Evolution of medical oncology as a subspecialty of internal medicine
- Emergence of new chemotherapy and hormone therapy drugs
- Community services comprised of BCCA oncologists travelling to clinics across BC
- Limited number of fee-for-service internists in communities delivering chemotherapy
- All cancer drugs reimbursed by BCCA and dispensed through hospital pharmacies



History of Community Cancer Care

1980s


- BCCA Communities Oncology Program collaborates with regional hospitals to provide additional funding for staff support (nurses, pharmacists, clerks, social workers, nutritionists) as a **SUPPLEMENT** to hospital budgets to improve cancer services
- **REGIONAL HOSPITALS** responsible for governance, operations and budget
- Staff support based on a “funding formula” related to number of intravenous treatments
- Evidence-based clinical guidelines
- Investment in educational programs



Communities Oncology Network



- Collaborative partnership
- Provide community-based systemic therapy services to patients in catchment area.
- Various Levels of Service available
- Evolved into 70 sites in total
- 30 sites: Level 2-4





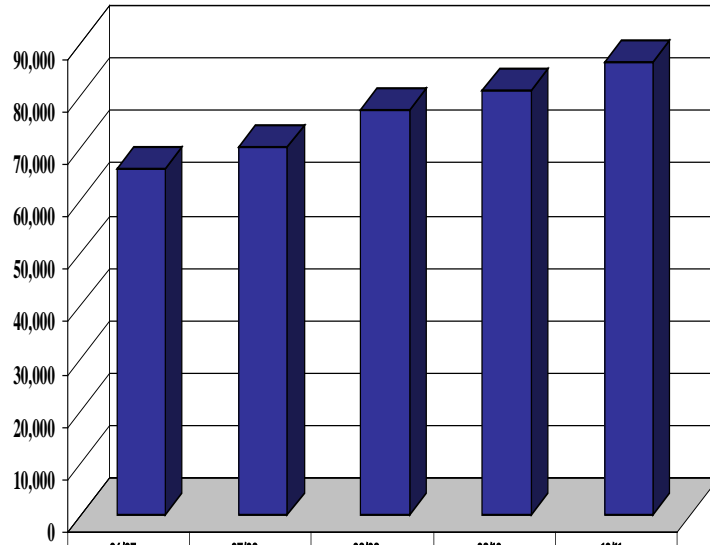


CON Levels of Service

Criteria	Level 1	Level 2	Level 3	Level 4
Hrs of Operation	Variable	Limited	Mon-Fri	Mon-Fri
Type of Systemic Therapy Rx	Orals only	Orals Limited IV Rx protocols – no specialized equipment/monitoring Not 1 st cycle	All IV and oral Rx protocols No Clinical Trials	All May be involved in Clinical Trials
Physician	None	Internist/ GPO trained in Oncology	Internist/GPO trained in Oncology May be BCCA funded	BCCA funded Medical Oncologist/GPO's
Access to BCCA CAIS	No	Read Only if at all	Read Only	Fully enabled -Schedule appts -Dictation
Cancer Care Team	Pharmacist only	Chemo RN Pharmacy staff – not dedicated	Dedicated chemo RN, pharmacist, may or may not have SW/Dietician support	Dedicated Chemo RN(s) Pharmacy staff, SW/Dietician



COMMUNITIES ONCOLOGY NETWORK - TOTAL INTRAVENOUS PRESCRIPTIONS

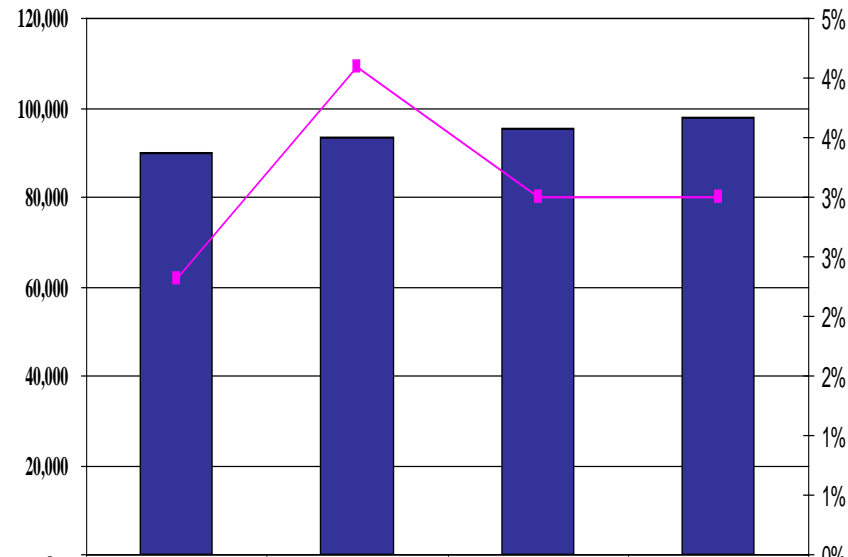


# of intravenous prescriptions	06/07	07/08	08/09	09/10	10/11
	66,125	70,208	77,472	81,134	86,499

*Includes prescriptions in BCCA satellite centres which are staffed by BCCA oncologists & GPOs and partially funded by BCCA for operational support.

** For 05-06 fiscal year, claims were beginning to be submitted through the OSCAR. In prior years, prescriptions for multiple day treatments were being grouped together. However, for 05-06 transitional year, the same types of prescriptions were entered as individual prescription for each day. In 06-07, system changes at the individual hospitals were made to address this issue and the numbers of treatments went down accordingly.

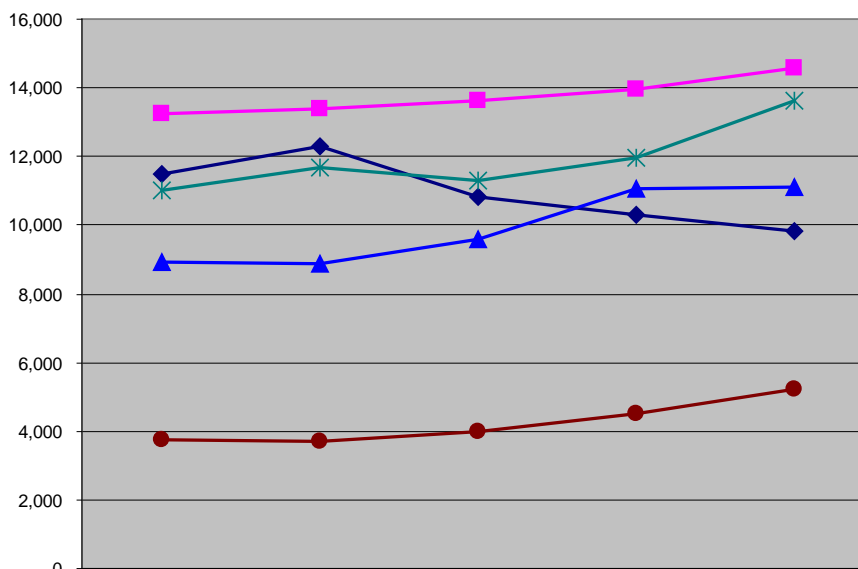
BCCA CENTRES - TOTAL INTRAVENOUS PRESCRIPTIONS



	2010/11	2011/12 projected	2012/13 projected	2013/14 projected
# of patients	89,653	93,320	95,113	97,966
% growth	2%	4.1%	3%	3%



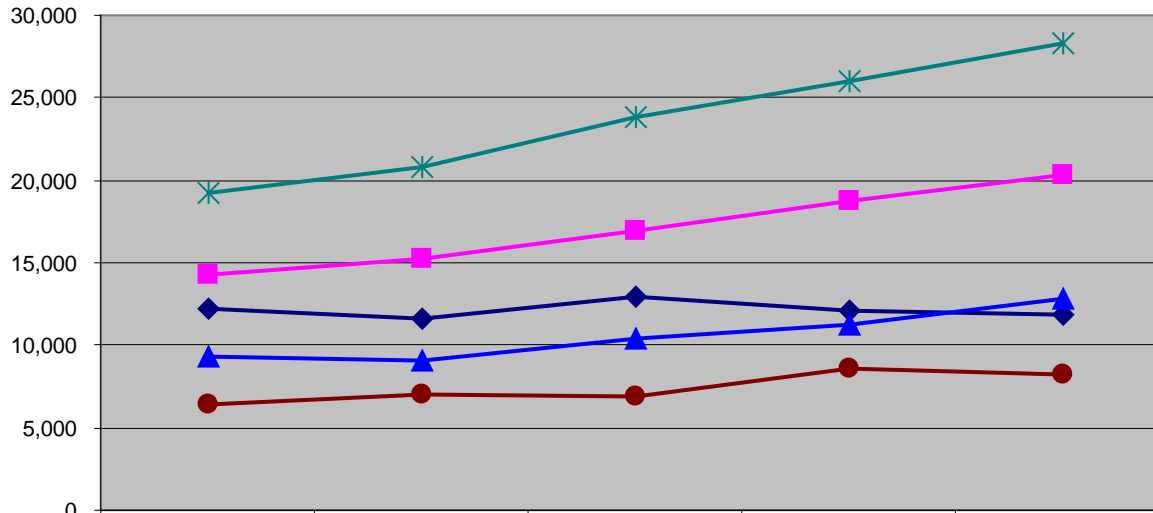
Take Home Prescriptions



	06/07	07/08	08/09	09/10	10/11
FHA	11,482	12,316	10,833	10,294	9,829
IHA	13,229	13,407	13,642	13,949	14,558
NHA	3,758	3,722	4,005	4,525	5,213
VCHA	11,031	11,667	11,294	11,962	13,623
VIHA	8,939	8,860	9,600	11,083	11,108



Intravenous Prescriptions



	06/07	07/08	08/09	09/10	10/11
◆ FHA	12,206	11,670	12,951	12,095	11,889
■ IHA	14,234	15,185	16,957	18,734	20,290
● NHA	6,364	7,069	6,893	8,546	8,264
* VCHA	19,175	20,835	23,865	26,068	28,257
▲ VIHA	9,294	9,074	10,447	11,265	12,832

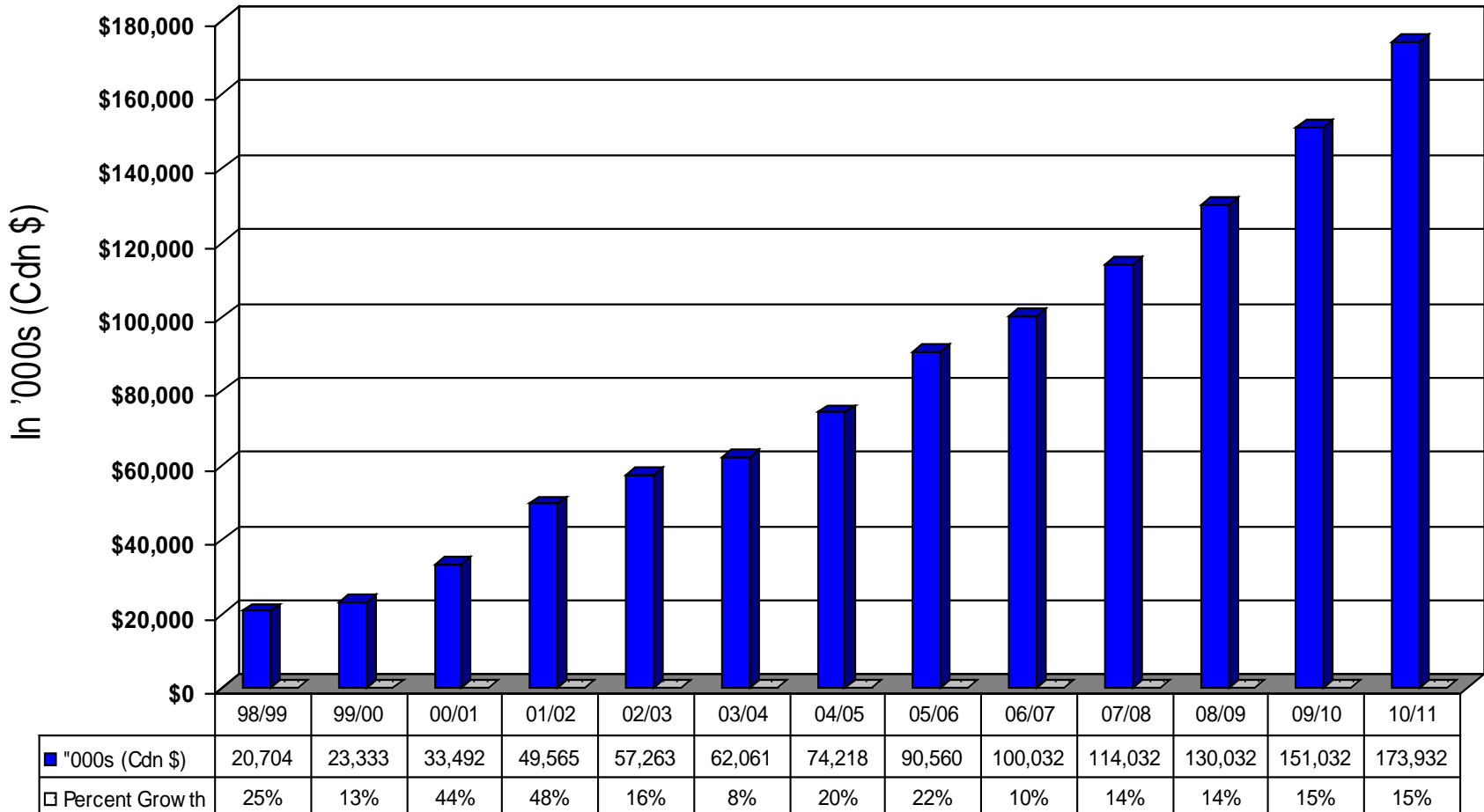


BC Cancer Agency

CARE + RESEARCH

An agency of the Provincial Health Services Authority

Oncology Drug Budget





BC Cancer Agency

CARE + RESEARCH

An agency of the Provincial Health Services Authority

Treatment Support

- BCCA Chemotherapy Protocols
- BCCA Pre-printed doctors' orders
- BCCA Patient education handouts
- BCCA Cancer Drug Manual
- BCCA Cancer Management Guidelines
- BCCA Systemic Therapy Policies (standards and safety for patients and staff)
- Systemic Therapy Update



BC Cancer Agency

CARE + RESEARCH

An agency of the Provincial Health Services Authority

CON Support

- Oncology (nurse/pharmacist) educators
- Annual Cancer Conference
- Regional Cancer CON Conferences – IHA, VIHA, NHA
- Preceptorship Program – Family Practice Oncology Network
- BCCA Clinicians presentations for CON sites as requested



BC Cancer Agency

CARE + RESEARCH

An agency of the Provincial Health Services Authority

Ongoing Support

- BCCA fully funded medical oncologists and GPs Satellite Centres
- Sessional funding for physicians available through HA or BCCA
- CAIS rollout to all Health Authorities – some sites fully enabled
- Telehealth consultations to CON sites
- Electronic CON referral process



BC Cancer Agency

CARE + RESEARCH

An agency of the Provincial Health Services Authority

Pharmacy Support

- Pharmacy Site visits across Health Authorities
- Pharmacy Educators
- OSCAR provides on-line adjudication of reimbursement for cancer drugs thereby supporting compliance with guidelines and financial planning



BC Cancer Agency

CARE + RESEARCH

An agency of the Provincial Health Services Authority

Health Authorities Staff/Drug Support

Health Authority	Number of CON sites	Staff Support 2010	Drug Cost 2009/10
Northern Health	1- L 4 6 - L 3 3 - L 2	\$312,730	\$8,686,000
Interior Health	4- L 4 6- L 3	\$1,108,200	\$20,757,000
Fraser Health	4 -L3 6-L1	\$607,063	\$11,131,000
Vancouver Coastal	5- L 3 1- L 2 2- L 1	\$777,531	\$17,682,000
Vancouver Island Health	1- L 4 3- L 3 2- L 1	\$730,130	\$11,391,000
Total		\$3,586,072	\$69,647,000



BC Cancer Agency

CARE + RESEARCH

An agency of the Provincial Health Services Authority

Drivers Affecting Delivery of Systemic Therapy Services

- Incidence – 2% / year
- Rising burden of illness from chronic dx – Prevalence issues
- Advances in pharmaceuticals for Rx cancer
- Increasing complexity of cancer care service delivery
- Educated consumers
- Evolving standards to improve safety for staff and patients
 - Accreditation Canada, CAPCA, WorkSafe BC,
- Technologic advances eg DERS
- Aging workforce – recruitment challenges, shortages






BC Cancer Agency

CARE + RESEARCH

An agency of the Provincial Health Services Authority

Future Directions



Accreditation Canada Ambulatory Systemic Therapy Standards

Ambulatory OutPatient Oncology Satisfaction Survey

CON Protocol Code Project

Workload Complexity Project

CON Strategic Plan

Certification Processes



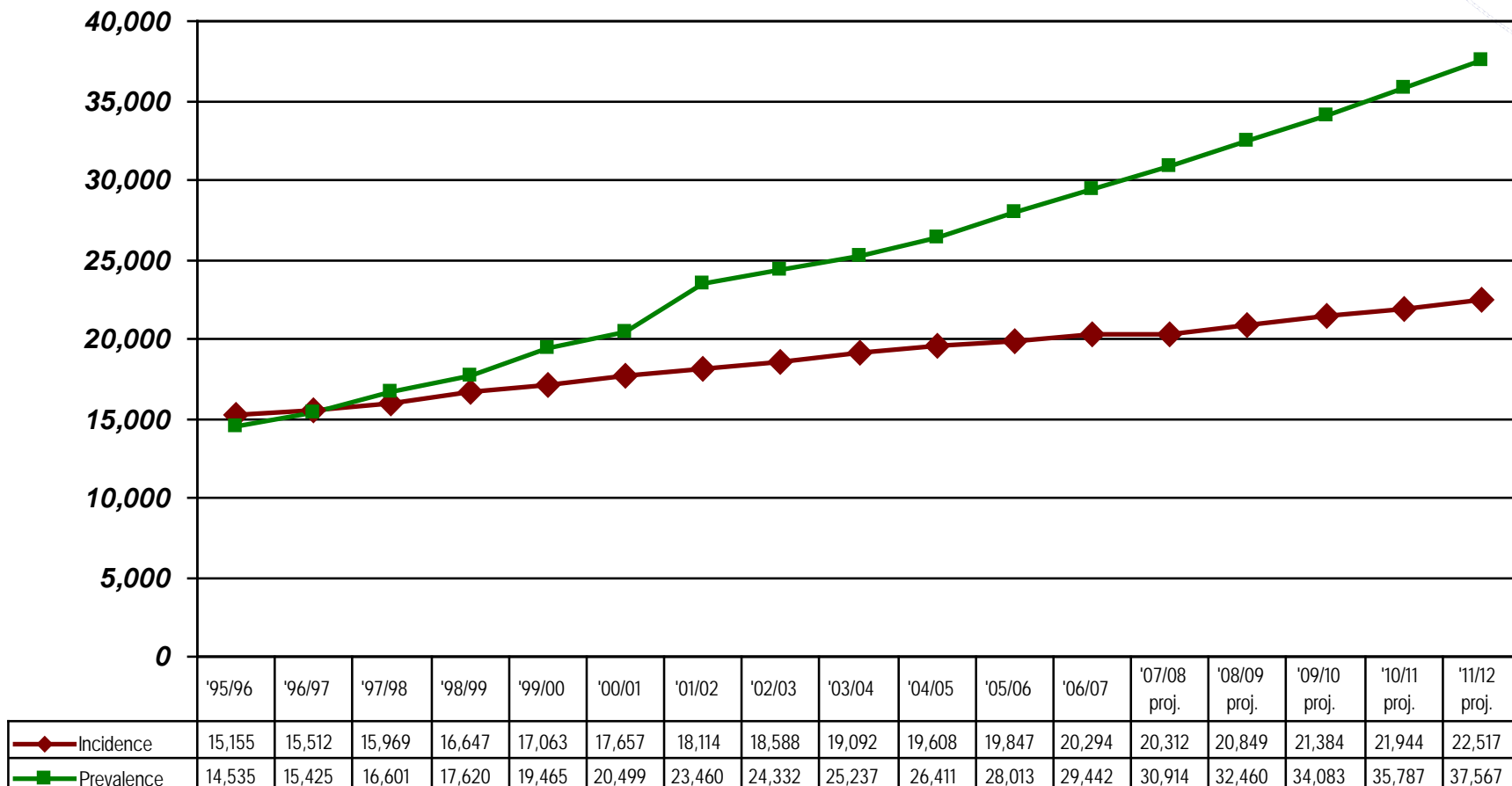
BC Cancer Agency

CARE + RESEARCH

An agency of the Provincial Health Services Authority

Imperatives

Incidence of Cancer and Prevalence of Patients Receiving Drug Therapy



Prevalence: Each patient is counted only once even if he/she has received care in more than one centre



BC Cancer Agency

CARE + RESEARCH

An agency of the Provincial Health Services Authority

CHALLENGES

Sustainability

- Recruitment. Shortages of professional specialized staff
- Succession Planning – retirements
- Infrastructure to support growth – Many CON sites FULL to brim
- Ability of CON sites/services to meet increasing demands related to safety standards





BC Cancer Agency

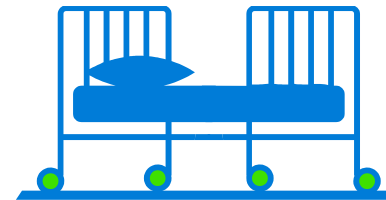
CARE + RESEARCH

An agency of the Provincial Health Services Authority

Challenges

Information Gathering and Sharing:

- CAIS will RETIRE SOON



Jump into Bed with
Cerner



BC Cancer Agency

CARE + RESEARCH

An agency of the Provincial Health Services Authority

Future Challenges

Establishing a Partnership Framework for cancer control between BCCA and HA

Ensure Sustainability

Human Resources

Population Planning

Fiscal Strategy

Operational Standards

Information Sharing

- Multiple electronic records – no universal EHR system in BC
- Performance Metric collating and reporting



BC Cancer Agency

CARE + RESEARCH

An agency of the Provincial Health Services Authority

SUCCESSSES

- Universal access to optimal evidence-based therapy
- Consistent standards of care
- Treatment delivered safely by knowledgeable professionals
- BCCA web-based treatment protocols used daily by doctors, nurses and pharmacists across the province



BC Cancer Agency

CARE + RESEARCH

An agency of the Provincial Health Services Authority

SUCCESSSES

- Compliance reinforced through on-line adjudication of drug funding
- BCCA web-tools nationally and internationally accessed
- Educational programs for all disciplines
- Excellent clinical outcomes
- Ability to analyse survival outcomes on specific new drug programs provincially
- Excellent collaboration and support across PHSA, BCCA and HAs



BC Cancer Agency

CARE + RESEARCH

An agency of the Provincial Health Services Authority

My Role

- Identification of key issues facing the Health Authorities vis a vis systemic cancer therapy
- Environmental scan
- Develop a provincial solution to ensure a sustainable communities oncology program in partnership with HA
 - Key deliverables – governance, funding model, standards, performance metrics



BC Cancer Agency

CARE + RESEARCH

An agency of the Provincial Health Services Authority

Questions ?

Contact Information:

[jdenduyf@bccancer.bc.ca/](mailto:jdenduyf@bccancer.bc.ca) 1-250-920-8344

